





# VENTILATION DOOR SPECIFICATIONS

 <p><b>DF-48</b></p>	<i>The <b>DF-48</b> is the greatest airflow available for standard inlet openings. Sidewall Mount.</i>						
	Minimal Wall Opening	True Airflow Opening	Outer Dimensions	Airflow @ .05 W.C.	Airflow @ .10 W.C.	Material	Packaging
	7.5" x 44.5"	7 3/8" x 43"	11" x 47.5"	1,123 CFM	1,586 CFM	High Impact Polystyrene, High Tensile Strength Steel, Poly Foam	15-Pack Box 48x12x17, 40 lbs. 165 Units (11 boxes) per pallet

 <p><b>DF-48C</b></p>	<i>The <b>DF-48C</b> is the greatest airflow available for standard inlet openings. Ceiling Mount.</i>						
	Minimal Wall Opening	True Airflow Opening	Outer Dimensions	Airflow @ .05 W.C.	Airflow @ .10 W.C.	Material	Packaging
	7.5" x 44.5"	7 3/8" x 43"	11" x 47.5"	1,123 CFM	1,586 CFM	High Impact Polystyrene, High Tensile Strength Steel, Poly Foam	13-Pack Box 48x12x17, 40 lbs. 143 Units (11 boxes) per pallet

 <p><b>DF-48W2</b></p>	<i>The <b>DF-48W2</b> has a much wider opening to allow for greater airflow for wider constructed buildings and has formed side shields to help direct the flow of air and increase the air flow velocity. Ceiling Mount.</i>						
	Minimal Wall Opening	True Airflow Opening	Outer Dimensions	Airflow @ .05 W.C.	Airflow @ .10 W.C.	Material	Packaging
	11" x 46.75"	9.5" x 45.5"	15" x 52.25" x 4"	1,629 CFM	2,300 CFM	High Impact Polystyrene, High Tensile Strength Steel, Poly Foam	60-Bulk Pack Box 46x45x60, 475 lbs.

 <p><b>DF-60</b></p>	<i>The <b>DF-60</b> is a new 5-foot, Airtight, with Side Shields to help direct the flow of air and increase the air flow velocity. Sidewall or Ceiling Mount.</i>						
	Minimal Wall Opening	True Airflow Opening	Outer Dimensions	Airflow @ .05 W.C.	Airflow @ .10 W.C.	Material	Packaging
	7.5" x 56"	7.5" x 56.375"	11.5" x 61.5" x 2.75"	1,498 CFM	2,115 CFM	High Impact Polystyrene, High Tensile Strength Steel, Poly Foam	9-Pack Box 62x13x9, 40 lbs. 126 Units (14 boxes) per pallet